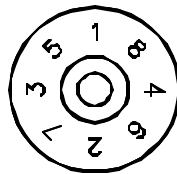


## INSTALLATION AND MAINTENANCE INSTRUCTIONS For Chemline 2" - 12" Wafer Check Valves

### Installation

1. The WP Wafer Check Valves are designed to fit between flat face flanges.
2. Low torque flange gaskets are required for PP wafer check valves. PVC wafer check valves contain a body O-Ring seal and do not require low torque flange gaskets.
3. Centre by means of body rim (external) diameter.
4. Assemble between DIN/ANSI flanges. Use soft gaskets and tighten.
5. Flange bolts should be well lubricated. With plastic flanges it is important to use washers.
6. Utilization of other flanges (i.e. DIN 2512/12/14), threaded, flared or slip-on flanges require a disc stem locking device.
7. Tighten bolts with a torque wrench evenly and in symmetrical pattern as shown below.



8. The following should be observed when assembling on to the discharge side of the pump:
  - (a) Never assemble directly on to pump flange.
  - (b) Never assemble on to a bend or elbow.
  - (c) Allow an additional distance of 5 - 10 times the nominal width before installing the wafer check valve.

## Installation & Maintenance Wafer Check Valves cont.

9. Distance pieces are required when polypropylene check valves are fitted in plastic pipe systems.
10. The recommended torques are tabled below:

**Recommended Flange Bolt Torques**

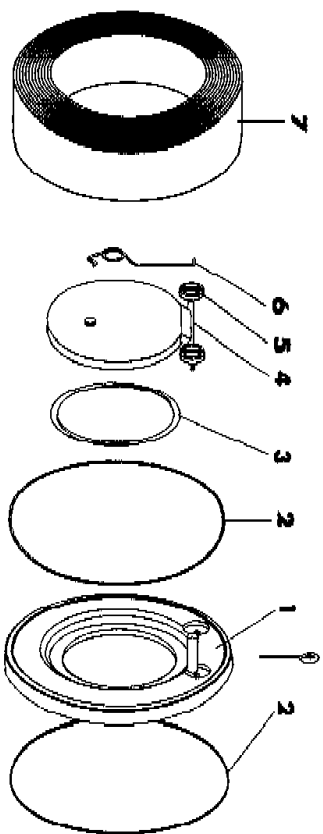
Valve Size	Bolt Torque (ft-lb)	
	PVC	PP
2"	20-30	12.3
2-1/2"	20-30	14.5
3"	20-30	14.5
4"	20-30	14.5
5"	-	18.1
6"	33-50	18.1
8"	33-50	21.7
10"	53-75	25.4
12"	80-100	29.0

## MAINTENANCE

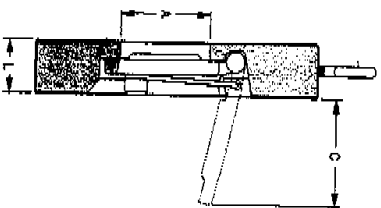
Refer to **DRAWING WC1 rev 0.** And proceed as follows:

1. Remove spring (6) by putting tension on lower portion and pushing upward.
2. Loosen screws (5) and remove disc (4).
3. Inspect disc and O-rings (3) for wear and replace if necessary.
4. Inspect body O-rings (2) for wear and replace if necessary.
5. To re-assemble valve repeat steps 4 through 1 in reverse. Do not over tighten screws (5).

# PVC, PP & PVDF WAFER CHECK VALVES



PART	DESCRIPTION	PCS.	MATERIAL
1	BODY	1	PVC, PP, PVDF
2	O-RING	2	EPDM, VITON, VT
3	DISC O-RING	1	EPDM, VITON, VT
4	DISC	1	PVC, PP, PVDF
5	SCREW	1	SS 316
6	SPRING	1	SS 316
7	SPACER	1	PVC, PP



TITLE CHEMLINE WAFER CHECK VALVES 2" - 1 1/2"

REFERENCE

SCALE

DR. BY

DATE

CHKD. BY

CHEMLINE PLASTICS CHEMLINE

DWG. NO.

WC1

REV.

0

App. BY