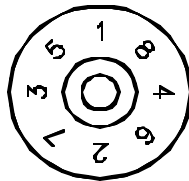


INSTALLATION AND MAINTENANCE INSTRUCTIONS For Chemline 3/4" to 8" Swing Check Valves

INSTALLATION (all sizes 3/4 through 8")

1. After aligning flanges and piping, bolt valve in place.
2. Tighten bolts with a torque wrench and in a symmetrical pattern as shown in the figure below.



3. The recommended bolt torques are listed below:

Recommended Flange Bolt Torques

Valve Size (Inches)	Torque(Ft-Lbs)
3/4	12.66
1	14.47
1-1/2	18.08
2 - 2-1/2	21.70
3	28.93
4 - 5	36.17
6	43.40
8	50.93

Installation and Maintenance Swing Check Valves cont.***Maintenance: (for valves size 3/4" only)***

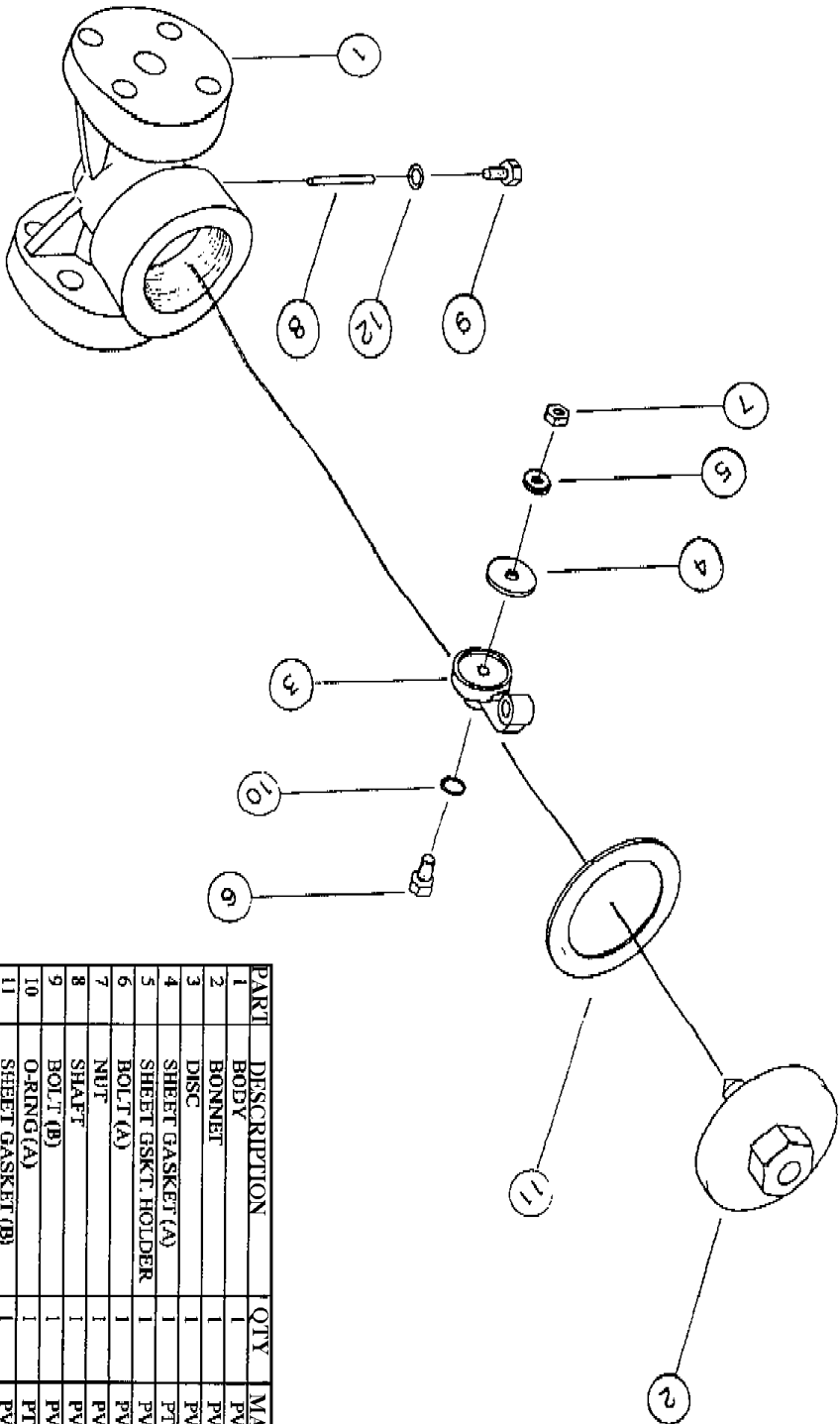
Refer to **ASSEMBLY DRAWING SW1 rev 0**. And proceed as follows:

1. To disassemble valve, remove bolt (9), washer (12) and shaft (8)
2. Loosen bolt (6) to remove disc (3) and sheet gasket (4).
3. Inspect all parts for wear and replace if necessary.
4. If sheet gasket (4) requires replacement the bolt (6) and nut (7) should be replaced at the same time,
When using PVC material it is advisable to cement the bolt (6) and nut (7).
When using PP material it is advisable to caulk the top of the bolt (6) or weld.
5. To re-assemble valve reverse steps 4 through 1.

Maintenance (for valves sizes 1" to 8")

Refer to **ASSEMBLY DRAWING SW2 rev 0**. And proceed as follows:

1. To disassemble valve remove bolts (11) bonnet (2) and sheet gasket (7).
2. Loosen bolt (9) to remove disc (3) and sheet gasket (6).
3. Inspect all parts for wear and replace if necessary.
4. If sheet gasket (6) needs replacement the disc (3), sheet gasket holder (4) and arm (5) should be replaced at the same time.
5. To re-assemble valve reverse steps 4 through 1.



PART	DESCRIPTION	QTY	MATERIAL
1	BODY	1	PVDF
2	BONNET	1	PVDF
3	DISC	1	PVDF
4	SHEET GASKET (A)	1	PTFE
5	SHEET GSKT. HOLDER	1	PVDF
6	BOLT (A)	1	PVDF
7	NUT	1	PVDF
8	SHAFT	1	PVDF
9	BOLT (B)	1	PVDF
10	O-RING (A)	1	PTFE
11	SHEET GASKET (B)	1	PVDF/PPDM
12	O-RING (B)	1	PTFE

TITLE
CHEMLINE SWING CHECK VALVE 3/4" size

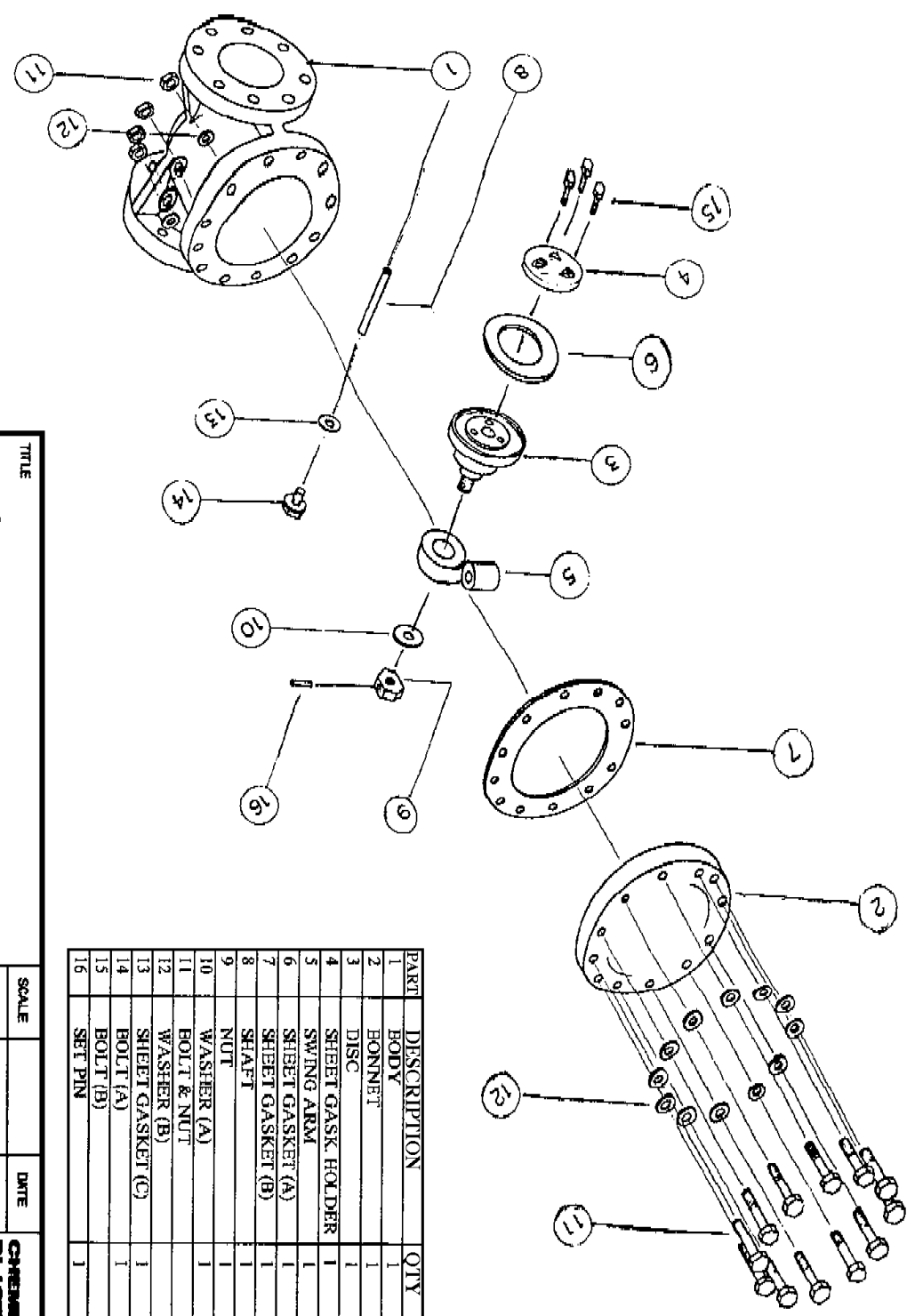
SCALE
DATE

REFERENCE

DR. BY
CHKD. BY
APP. BY

CHEMLINE PLASTICS
SMC1

REV
0



PART	DESCRIPTION	QTY	MATERIAL
1	BODY	1	PVDF
2	BONNET	1	PVDF
3	DISC	1	PVDF
4	SHEET GASK HOLDER	1	PVDF
5	SWING ARM	1	PVDF
6	SHEET GASKET (A)	1	PTFE
7	SHEET GASKET (B)	1	PVDF/EPDM
8	SHAFT	1	PVDF
9	NUT	1	PVDF
10	WASHER (A)	1	PVDF
11	BOLT & NUT	1	SS 304
12	WASHER (B)	1	SS 304
13	SHEET GASKET (C)	1	PTFE
14	BOLT (A)	1	PVDF
15	BOLT (B)	1	PVDF
16	SET PIN	1	PVDF

TITLE		CHEMLINE SWING CHECK VALVES 1-8"	
SCALE			
DR. BY			
DATE			
CHKD. BY		CHEMLINE PLASTICS	
APP. BY		DMG. NO.	
		SMC2	
		REV.	
		0	

